



« [Help Center](#)

Test Your Alarm System

[Testing Your System](#) [System in Test Mode](#) [Arm Your System](#) [Trigger Test Alarm](#) [End Test Alarm](#) [Alarm History](#) [Stop Test Mode](#)

Test Your System

Your alarm system should be tested at least once a month to ensure your system is sending signals to ADT. Typically takes less than 30 minutes to complete and keeps you informed of your alarm's communication status.

In addition to the regular monthly test, there are other times when you should test your alarm system including:

1. [When replacing a system battery](#)
2. A change in phone service
3. Switching to DSL
4. Remodeling and home repairs
5. After power outages

Please note: Placing the system in test mode does not prevent the siren from sounding. It prevents ADT from responding.

1. Place Your System in Test Mode

You can place your system in Test Mode online by logging into MyADT and visiting the [System Test](#) page. Click **Start Test Mode** button to place your system in Test Mode.

Please note: Placing the system in Test Mode **does not** prevent the siren from sounding. It prevents ADT from responding. Test Mode will expire after one hour by default; however, you can extend the test for as long as


Alarm System

- Dashboard
- Account
- Alarm System**
- Locations
- Order
- Support

ALARM SYSTEM **SYSTEM TEST** ALARM HISTORY SERVICE APPOINTMENTS

Alarm System Test

At times you may need to place your system on disregard (test mode) temporarily during system issues during home repairs. Placing your system on test or disregard does not prevent the alarm from sounding; it prevents ADT from responding.



Safewatch Pro 3000
H036450747

Set Duration for Test Mode

You can extend or cancel test mode after it begins.

Select

Start Test Mode

2. Arm Your System

When you see that the system is in Test Mode, arm your system as you usually would.

System Test

PROGRESS

Arm Your System

Arm your system in the **Away** mode as you normally would when leaving your home.



If testing a motion detector you'll need to open/close the door as if you were leaving the house. If you don't open/close the door, your system will be set to Armed Stay and you won't be able to test the motion detector(s).

3. Trigger a Test Alarm


Trigger a test alarm by opening a protected door or window, then allow the siren to alert for a minimum of 6

System Test

PROGRESS

Trigger Your Sensors

Now, you'll need to trigger one or multiple sensors you wish to test to set off the alarm such as opening a window, a door or walking past a motion detector.



Note: Alarm will sound

4. End Test Alarm


After the siren has sounded for 60 seconds, turn the alarm off by entering your panel code.

System Test

PROGRESS

Silence Alarm

Enter your panel code into the system keypad to stop the siren (if sounding) and end the system test.



5. Check Your Alarm History

Check your Alarm History on MyADT to verify that the alarm event was recorded. It may take up to five minutes for an event to show in your alarm history.

If you do not see any events after five minutes, this could indicate that your system is not communicating properly with ADT. Please [contact ADT Customer Care](#) for assistance.

Alarm System

ALARM SYSTEM SYSTEM TEST **ALARM HISTORY** SERVICE APPOINTMENTS

Alarm System History

Events reported from your monitored devices are listed below. Following a system test, please allow 5 minutes for your triggered device events to appear.

Results per page: 30

EVENT	TIME	USER ID	CS NUMBER
OCTOBER 30, 2018			
OA-Place on Test	01:43 PM		H036450747
OCTOBER 12, 2018			

HELP & TROUBLESHOOTING

- [Search Help with Video Support](#)
- [Find a Sensor Battery Replacement](#)
- [Troubleshooting WiFi Camera](#)
- [Trouble Codes](#)
- [Battery Information](#)
- [Quick Guide](#)
- [System Manual](#)

6. Stop Test Mode

When you are done testing, click **Send Test Mode** on the System Test page.


- Dashboard
- Account
- Alarm System
- Locations
- Order
- Support

Alarm System

- ALARM SYSTEM
- SYSTEM TEST**
- ALARM HISTORY
- SERVICE APPOINTMENTS

Alarm System Test

At times you may need to place your system on disregard (test mode) temporarily during system issues or during home repairs. Placing your system on test or disregard does not prevent the alarm from sounding; it prevents ADT from responding.

 **On Test**



Safewatch Pro 3000
H036450747

System Test Ends

Oct 30, 2018 01:43 PM • 00:00:00 remaining

- Select 
- Extend Time
- End Test Mode**

[Return to Top](#)

